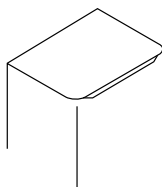
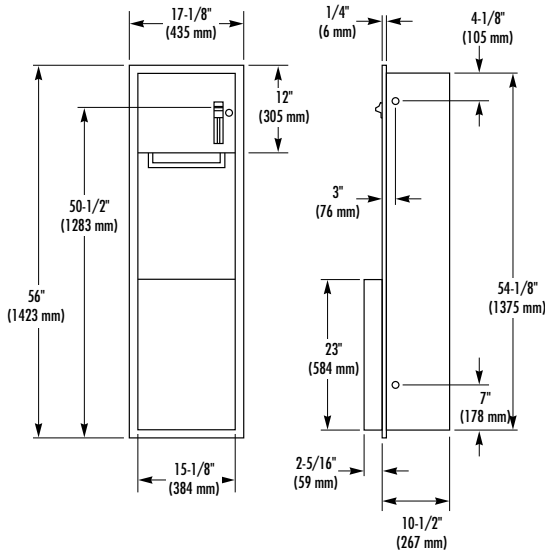
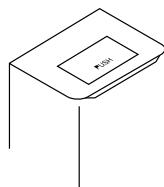


# TOWEL DISPENSER/ WASTE RECEPTACLE

- Roll Paper Towels
- Model 227 – Recessed
- Model 227-10 – Semi-recessed  
(recesses 3-1/2"; projects 9-5/16")
- Model 227-11 – Surface-Mounted  
(projects 12-13/16")



HINGED COVER -35



HINGED COVER WITH  
PUSH FLAP DOOR -65

## CONSTRUCTION:

- **FLANGE** fabricated of type 304 (18-8), 22 gauge stainless steel with exposed surfaces in architectural satin finish. One piece seamless construction. 1" wide with 1/4" return.
- **CABINET** fabricated of type 304 (18-8), 22 gauge stainless steel with exposed surfaces in architectural satin finish. Welded construction with seamless corners and burr-free edges.
- **DOORS** fabricated of type 304 (18-8), 18 gauge stainless steel with full length piano hinge and tumbler lock keyed like other Bradley units.
- **TOWEL DISPENSER** furnished (manufactured by others.)
- **WASTE CONTAINER** fabricated of type 304 (18-8), 22 gauge stainless steel. All welded construction. Secured to cabinet with tumbler lock keyed like other Bradley units.
- **LINER** (optional) fabricated of heavy duty stitched vinyl coated nylon. Part # P11-001.

## CAPACITY:

Towel Dispenser-one standard core 8" or 9"W x 800'L roll paper towel; Waste Container-18 gal. (2.5 cu. ft.).

## OPERATION:

Towel dispenser delivers preset length of towel (2-1/2", 4" or 5" per stroke.) Receptacle removable for servicing by unlocking waste container.

## INSTALLATION:

Recessed unit requires rough wall opening 15-5/8"W x 54-5/8"H x 10-1/2"D (Semi-recessed unit only 3-1/2" deep). Top of wall opening 5'-2" min. to 6'-5" max. above finished floor. Secure to framing with mounting screws (included) at holes provided. Shim at screw points as required.

## OPTIONAL FEATURES:

Feature	Suffix
<input type="checkbox"/> Hinged cover	-35
<input type="checkbox"/> Hinged cover with push flap door	-65

## GUIDE SPECIFICATION:

Recessed combination towel dispenser and waste receptacle shall be fabricated of type 304 (18-8), 22 gauge stainless steel with exposed surfaces in satin finish. Towel cabinet door equipped with piano hinge and secured by tumbler lock. Towel dispenser capacity one standard core 8" or 9"W x 800'L roll paper towel. Removable 18 gal. stainless steel waste receptacle. Reusable vinyl liner is available separately. Order part number P11-001.

Overall dimensions: 17-1/8"W x 56"H x 12-13/16"D.

**Recessed Combination Towel Dispenser and Waste Receptacle shall be Bradley Model 227.**

### Document No. 8095

This information is subject to change without formal notice.  
© 2007 Bradley Corporation  
9-10-2007



P.O. Box 309, Menomonee Falls, WI 53052-0309  
Phone 1-800-BRADLEY FAX 262-253-4161  
Web Site: <http://www.bradleycorp.com>